



BROWARD COUNTY PUBLIC SCHOOLS

NOTIFICATION

Total messages sent

79,222,666

Messages per student

350.1

Message categories

- Emergency
- Attendance
- Balance
- Custom

Phone completion

0.00%

Delivery methods used

Phone message length

- < 30 sec
- 30-45 sec
- 45-60 sec
- > 60 sec

DISTRICT APP

Downloads (past 12 months)

26,536

Total downloads

83,887

Module usage

- Pinnacle Grades**
541,554 uses
- Notifications**
269,509 uses
- Student Info**
249,808 uses
- News Stream**
61,119 uses
- Cafeteria**
58,583 uses

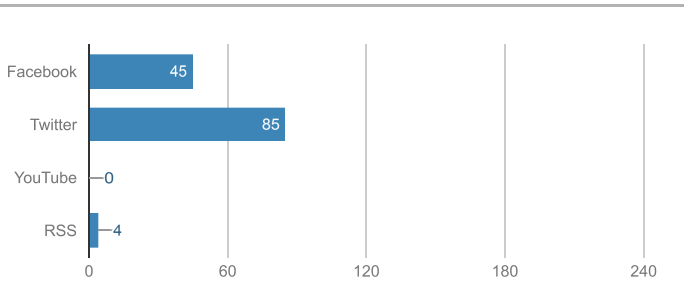
Total adoption (downloads per student)

37.08%

Month-by-month downloads

SOCIAL MEDIA

Coverage (schools with enabled feeds)



Posts with images























69.8%
























Active feeds (2+ posts/week)
























16.3%























Appendix

Organization	Students	Messages	MPS	Delivery	f	t	y	r	g	Feeds	% Active	%
ANDERSON, BOYD H. HIGH	1,723	236,771	137.4	0	1	1	0	0	1	3	0.0	
APOLLO MIDDLE	1,279	410,165	320.7	0	0	0	0	0	1	1	0.0	
ATLANTIC TECHNICAL HIGH SCHOOL	641	38,660	60.3	0	1	1	0	0	1	3	33.3	
ATLANTIC WEST ELEMENTARY	711	114,106	160.5	0	0	0	0	0	1	1	0.0	
ATTUCKS MIDDLE SCHOOL	726	101,344	139.6	0	0	0	0	0	1	1	0.0	
BAIR MIDDLE	887	130,567	147.2	0	0	1	0	0	1	2	0.0	
BANYAN ELEMENTARY	656	150,009	228.7	0	0	0	0	0	1	1	0.0	
BAYVIEW ELEMENTARY	600	78,152	130.3	0	0	0	0	0	1	2	0.0	
BCPS4INFANTS	0	0	0	0	0	1	0	0	0	1	100.0	
BCPS4PRE-K	0	0	0	0	0	1	0	0	0	1	100.0	
BCPS4TODDLERS	0	0	0	0	0	1	0	0	0	1	100.0	
BEACHSIDE MONTESSORI VILLAGE	791	72,782	92.0	0	0	1	0	0	1	2	50.0	
BENNETT ELEMENTARY	435	56,917	130.8	0	0	0	0	0	1	1	0.0	
BETHUNE, MARY M. ELEMENTARY	527	104,888	199.0	0	0	0	0	0	1	1	0.0	
BLANCHE ELY HIGH	1,957	421,816	215.5	0	0	0	0	0	1	1	0.0	
BOULEVARD HEIGHTS ELEMENTARY	698	92,715	132.8	0	0	0	0	0	1	1	0.0	
BRIGHT HORIZONS SCHOOL	151	2,222	14.7	0	0	0	0	0	1	1	0.0	
BROADVIEW ELEMENTARY	871	126,817	145.6	0	1	0	0	0	1	2	0.0	
BROWARD COUNTY PUBLIC SCHOOLS	0	39,822,575	0	0	1	3	0	2	1	6	83.3	
BROWARD ESTATES ELEMENTARY	407	96,003	235.9	0	0	0	0	0	1	1	0.0	
BROWARD VIRTUAL EDUCATION	2,141	76,895	35.9	0	1	0	0	0	0	1	0.0	
CASTLE HILL ELEMENTARY	651	67,786	104.1	0	0	0	0	0	1	1	0.0	
























Appendix (continued)												
Organization	Students	Messages	MPS	Delivery	f	t	y	r	g	Feeds	% Active	%
 CENTRAL PARK ELEMENTARY	974	389,216	399.6		0	0	0	0	0	1	1	0.0
 CHALLENGER ELEMENTARY	1,040	102,957	99.0		0	0	1	0	0	1	2	0.0
 CHAPEL TRAIL ELEMENTARY	828	82,437	99.6		0	1	1	0	0	1	3	0.0
CHARLES DREW FAMILY RESOURCE CENTER	0	0	0		0	0	0	0	0	0	0	0.0
 COCONUT CREEK ELEMENTARY	661	85,015	128.6		0	0	0	0	0	1	1	0.0
 COCONUT CREEK HIGH	1,561	281,544	180.4		0	0	3	0	0	1	4	50.0
 COCONUT PALM ELEMENTARY	801	143,723	179.4		0	0	0	0	0	1	1	0.0
 COLBERT MUSEUM MAGNET	722	74,131	102.7		0	0	1	0	0	1	2	50.0
 COLLEGE ACADEMY AT BROWARD COLLEGE	397	39,337	99.1		0	2	1	0	0	1	4	0.0
 COLLINS ELEMENTARY	381	44,052	115.6		0	0	0	0	0	1	1	0.0
 COOPER CITY ELEMENTARY	758	157,965	208.4		0	0	0	0	0	1	1	0.0
 COOPER CITY HIGH	2,292	468,792	204.5		0	1	1	0	0	1	3	33.3
 CORAL COVE ELEMENTARY	722	114,070	158.0		0	0	0	0	0	1	1	0.0
 CORAL GLADES HIGH	2,368	411,233	173.7		0	1	1	0	0	1	2	50.0
 CORAL PARK ELEMENTARY	643	118,040	183.6		0	0	0	0	0	1	1	0.0
 CORAL SPRINGS ELEMENTARY	732	91,127	124.5		0	0	0	0	0	1	1	0.0
 CORAL SPRINGS HIGH	2,749	682,869	248.4		0	0	0	0	0	2	2	0.0
 CORAL SPRINGS MIDDLE	1,159	284,158	245.2		0	0	0	0	0	1	1	0.0
 COUNTRY HILLS ELEMENTARY	883	94,527	107.1		0	0	0	0	0	1	1	0.0
 COUNTRY ISLES ELEMENTARY	1,044	108,756	104.2		0	1	1	0	0	5	3	0.0
 CRESTHAVEN ELEMENTARY	640	55,358	86.5		0	0	0	0	0	1	1	0.0
 CROISSANT PARK ELEMENTARY	784	62,946	80.3		0	0	0	0	0	1	1	0.0
 CROSS CREEK SCHOOL	157	16,916	107.7		0	0	0	0	0	1	1	0.0























Appendix (continued)												
Organization	Students	Messages	MPS	Delivery	f	t	y	r	g	Feeds	% Active	%
 CRYSTAL LAKE COMMUNITY MIDDLE	1,376	227,729	165.5	0	1	1	0	0	1	3	0.0	
 CYPRESS BAY HIGH	4,669	1,340,892	287.2	0	0	1	0	0	0	2	50.0	
 CYPRESS ELEMENTARY	806	188,640	234.0	0	0	0	0	0	1	1	0.0	
 CYPRESS RUN EDUCATION CENTER	113	16,260	143.9	0	1	1	0	0	1	3	0.0	
 DANDY, WILLIAM MIDDLE	984	169,477	172.2	0	0	0	0	0	1	1	0.0	
 DANIA ELEMENTARY	534	50,617	94.8	0	0	0	0	0	1	1	0.0	
 DAVE THOMAS EDUCATION CENTER	814	152,272	187.1	0	1	0	0	0	1	2	0.0	
 DAVIE ELEMENTARY	802	179,634	224.0	0	0	0	0	0	1	1	0.0	
 DEERFIELD BEACH ELEMENTARY	623	106,735	171.3	0	0	1	0	0	1	2	50.0	
 DEERFIELD BEACH HIGH	2,418	339,082	140.2	0	0	1	0	0	1	2	50.0	
 DEERFIELD PARK ELEMENTARY	611	61,933	101.4	0	0	1	0	0	1	2	0.0	
 DILLARD 6-12	2,111	445,002	210.8	0	1	2	0	0	1	4	25.0	
 DILLARD ELEMENTARY	825	156,118	189.2	0	0	1	0	0	1	2	0.0	
 Organization DISCOVERY ELEMENTARY	987	127,015	128.7	0	0	1	0	0	1	3	33.3	%
 DOLPHIN BAY ELEMENTARY	798	172,709	216.4	0	1	1	0	0	1	3	0.0	
 DR MARTIN LUTHER KING MONTESSORI ACADEMY	494	80,055	162.1	0	0	0	0	0	1	1	0.0	
 DREW, CHARLES ELEMENTARY	563	38,703	68.7	0	0	1	0	0	1	2	0.0	
 DRIFTWOOD ELEMENTARY	645	79,680	123.5	0	0	0	0	0	1	1	0.0	
 DRIFTWOOD MIDDLE	1,527	181,993	119.2	0	0	0	0	0	1	1	0.0	
 EAGLE POINT ELEMENTARY	1,523	279,175	183.3	0	0	0	0	0	1	1	0.0	
 EAGLE RIDGE ELEMENTARY	887	175,577	197.9	0	0	1	0	0	1	2	0.0	
 EMBASSY CREEK ELEMENTARY	1,219	75,926	62.3	0	0	0	0	0	1	1	0.0	
 ENDEAVOUR PRIMARY LEARNING CENTER	404	57,239	141.7	0	0	0	0	0	1	1	0.0	























Appendix (continued)												
Organization	Students	Messages	MPS	Delivery	f	t	y	s	g	Feeds	% Active	%
 EVERGLADES ELEMENTARY	1,081	138,805	128.4		0	0	0	0	0	1	1	0.0
 EVERGLADES HIGH	2,448	323,281	132.1		0	1	1	0	0	1	3	66.7
 FAIRWAY ELEMENTARY	738	102,760	139.2		0	0	0	0	0	1	1	0.0
 FALCON COVE MIDDLE	2,298	420,036	182.8		0	0	0	0	0	1	1	0.0
 FLAMINGO ELEMENTARY	706	91,922	130.2		0	0	1	0	0	1	2	0.0
 FLANAGAN, CHARLES W. HIGH	2,567	824,666	321.3		0	1	2	0	0	2	4	0.0
 FLORANADA ELEMENTARY	704	105,799	150.3		0	1	1	0	0	1	3	0.0
 FOREST GLEN MIDDLE	1,394	204,518	146.7		0	0	1	0	0	1	1	0.0
 FOREST HILLS ELEMENTARY	751	139,386	185.6		0	0	0	0	0	1	1	0.0
 FORT LAUDERDALE HIGH	1,921	405,676	211.2		0	1	1	0	0	1	3	33.3
 FOSTER, STEPHEN ELEMENTARY	684	111,740	163.4		0	0	0	0	0	1	1	0.0
 FOX TRAIL ELEMENTARY	1,256	201,133	160.1		0	0	0	0	0	1	1	0.0
 GATOR RUN ELEMENTARY	1,350	335,214	248.3		0	0	1	0	0	1	2	50.0
 GLADES MIDDLE	1,356	453,999	334.8		0	0	1	0	0	1	2	50.0
 GRIFFIN ELEMENTARY	646	77,286	119.6		0	0	0	0	0	1	1	0.0
 GULFSTREAM ACADEMY OF HALLANDALE BEACH	1,612	470,661	292.0		0	0	0	0	0	1	1	0.0
 HALLANDALE HIGH	1,336	392,387	293.7		0	0	1	0	0	1	2	50.0
 HARBORDALE ELEMENTARY	466	41,021	88.0		0	0	0	0	0	1	1	0.0
 HAWKES BLUFF ELEMENTARY	885	254,405	287.5		0	0	0	0	0	1	1	0.0
 HENRY D. PERRY EDUCATION CENTER	987	110,321	111.8		0	0	0	0	1	0	1	0.0
 HERON HEIGHTS ELEMENTARY	1,101	75,770	68.8		0	0	1	0	0	1	2	0.0
 HOLLYWOOD CENTRAL ELEMENTARY	458	50,182	109.6		0	0	0	0	0	1	1	0.0
 HOLLYWOOD HILLS ELEMENTARY	822	81,787	99.5		0	0	0	0	0	1	1	0.0
























Appendix (continued)												
Organization	Students	Messages	MPS	Delivery	f	t	y	s	g	Feeds	% Active	%
 HOLLYWOOD HILLS HIGH	1,892	402,114	212.5	0	0	1	0	0	1	2	0.0	
 HOLLYWOOD PARK ELEMENTARY	540	86,334	159.9	0	0	0	0	0	1	1	0.0	
 HORIZON ELEMENTARY	610	85,834	140.7	0	0	0	0	0	1	1	0.0	
 HUNT, JAMES S ELEMENTARY	663	53,665	80.9	0	1	1	0	0	1	3	0.0	
 INDIAN RIDGE MIDDLE	1,919	313,031	163.1	0	1	0	0	0	1	2	0.0	
 INDIAN TRACE ELEMENTARY	760	117,193	154.2	0	0	0	0	0	1	1	0.0	
 LAKE FOREST ELEMENTARY	716	90,830	126.9	0	0	0	0	0	1	1	0.0	
 LAKESIDE ELEMENTARY	813	72,620	89.3	0	0	0	0	0	1	1	0.0	
 LANIER-JAMES EDUCATION CENTER	80	12,729	159.1	0	0	0	0	0	1	1	0.0	
 LARKDALE ELEMENTARY	423	46,870	110.8	0	0	0	0	0	1	1	0.0	
 LAUDERDALE LAKES MIDDLE	885	196,224	221.7	0	1	0	0	0	1	2	0.0	
 LAUDERHILL 6-12	915	137,723	150.5	0	0	0	0	0	1	1	0.0	
 LAUDERHILL PAUL TURNER ELEMENTARY	709	81,143	114.4	0	0	0	0	0	1	1	0.0	
 LIBERTY ELEMENTARY	991	92,949	93.8	0	1	1	0	0	1	3	33.3	
 LLOYD ESTATES ELEMENTARY	576	77,352	134.3	0	0	0	0	0	1	1	0.0	
 LYONS CREEK MIDDLE	1,980	307,360	155.2	0	0	1	0	0	1	2	0.0	
 MANATEE BAY ELEMENTARY	1,222	600,867	491.7	0	0	1	0	0	1	2	50.0	
MAPLEWOOD ELEMENTARY	768	248,176	323.1	0	1	2	0	0	1	4	50.0	
 MARGATE ELEMENTARY	1,062	126,494	119.1	0	1	1	0	0	1	3	33.3	
 MARGATE MIDDLE	1,250	233,990	187.2	0	0	0	0	0	1	1	0.0	
 MARKHAM, ROBERT C ELEMENTARY	616	71,275	115.7	0	1	1	0	0	1	3	33.3	
 MARSHALL, THURGOOD ELEMENTARY	449	62,891	140.1	0	0	0	0	0	1	1	0.0	
 MCARTHUR HIGH	2,115	616,485	291.5	0	1	2	0	0	1	4	25.0	

Appendix (continued)												
Organization	Students	Messages	MPS	Delivery	f	t	y	r	g	Feeds	% Active	%
MCFATTER TECHNICAL HIGH SCHOOL	598	30,841	51.6	0	2	2	0	0	1	4	75.0	
MCNAB ELEMENTARY	636	60,549	95.2	0	0	1	0	0	1	2	50.0	
MCNICOL MIDDLE	779	126,096	161.9	0	0	1	0	0	1	2	50.0	
MEADOWBROOK ELEMENTARY	733	79,855	108.9	0	0	0	0	0	1	1	0.0	
MILLENNIUM 6-12 COLLEGIATE ACADEMY	1,605	268,712	167.4	0	0	0	0	0	1	1	0.0	
MIRAMAR ELEMENTARY	672	83,071	123.6	0	0	0	0	0	1	1	0.0	
MIRAMAR HIGH	2,388	506,173	212.0	0	0	1	0	0	1	2	0.0	
MIRROR LAKE ELEMENTARY	708	128,752	181.9	0	0	0	0	0	1	1	0.0	
MONARCH HIGH	2,259	365,860	162.0	0	0	1	0	0	1	2	0.0	
MORROW ELEMENTARY	547	60,825	111.2	0	0	0	0	0	1	1	0.0	
NEW RENAISSANCE MIDDLE	1,247	249,734	200.3	0	0	0	0	0	1	1	0.0	
NEW RIVER MIDDLE	1,551	291,985	188.3	0	0	0	0	0	1	1	0.0	
NOB HILL ELEMENTARY	666	56,188	84.4	0	0	0	0	0	1	1	0.0	
NORCREST ELEMENTARY	801	57,329	71.6	0	0	0	0	0	1	1	0.0	
NORTH ANDREWS GARDENS ELEMENTARY	904	114,841	127.0	0	1	1	0	0	1	3	33.3	
NORTH FORK ELEMENTARY	447	57,467	128.6	0	0	0	0	0	1	1	0.0	
NORTH LAUDERDALE ELEMENTARY	810	120,154	148.3	0	0	0	0	0	1	1	0.0	
NORTH SIDE ELEMENTARY	437	20,453	46.8	0	0	0	0	0	1	1	0.0	
NORTHEAST HIGH	1,572	360,725	229.5	0	0	0	0	0	1	1	0.0	
NOVA BLANCHE FORMAN ELEMENTARY	751	97,759	130.2	0	0	0	0	0	1	1	0.0	
NOVA EISENHOWER ELEMENTARY	756	85,500	113.1	0	1	0	0	0	1	2	0.0	
NOVA HIGH SCHOOL	2,150	467,014	217.2	0	0	0	0	0	1	1	0.0	
NOVA MIDDLE	1,275	151,443	118.8	0	0	1	0	0	1	2	0.0	


Appendix (continued)												
Organization	Students	Messages	MPS	Delivery	f	t	y	r	g	Feeds	% Active	%
 OAKLAND PARK ELEMENTARY	656	77,261	117.8	0	0	0	0	0	1	1	0.0	
 OAKRIDGE ELEMENTARY	532	69,225	130.1	0	0	0	0	0	1	1	0.0	
 OLSEN MIDDLE	676	77,569	114.7	0	1	1	0	0	1	3	0.0	
 ORANGE BROOK ELEMENTARY	699	79,964	114.4	0	0	0	0	0	1	0	0.0	
 ORIOLE ELEMENTARY	643	69,928	108.8	0	0	0	0	0	1	1	0.0	
 PALM COVE ELEMENTARY	659	94,392	143.2	0	0	0	0	0	1	1	0.0	
 PALMVIEW ELEMENTARY	643	52,225	81.2	0	0	0	0	0	1	1	0.0	
 PANTHER RUN ELEMENTARY	583	85,219	146.2	0	1	1	0	0	1	3	66.7	
 PARK LAKES ELEMENTARY	1,078	156,554	145.2	0	0	0	0	0	1	1	0.0	
 PARK RIDGE ELEMENTARY	611	46,018	75.3	0	0	0	0	0	1	1	0.0	
 PARK SPRINGS ELEMENTARY	1,045	72,907	69.8	0	0	1	0	0	1	2	50.0	
 PARK TRAILS ELEMENTARY	1,237	116,131	93.9	0	0	1	0	0	1	2	0.0	
 PARKSIDE ELEMENTARY	873	127,186	145.7	0	0	0	0	0	1	1	0.0	
 PARKWAY MIDDLE	1,523	402,192	264.1	0	0	0	0	0	1	1	0.0	
 PASADENA LAKES ELEMENTARY	556	104,897	188.7	0	1	1	0	0	1	2	50.0	
 PEMBROKE LAKES ELEMENTARY	716	107,652	150.4	0	0	0	0	0	1	1	0.0	
 PEMBROKE PINES ELEMENTARY	578	96,127	166.3	0	0	1	0	0	1	2	50.0	
 PERRY, ANNABEL C. ELEMENTARY	753	156,675	208.1	0	0	0	0	0	1	1	0.0	
 PETERS ELEMENTARY	688	132,316	192.3	0	0	0	0	0	1	1	0.0	
 PINE RIDGE EDUCATION CENTER	94	5,282	56.2	0	0	0	0	0	1	1	0.0	
 PINES LAKES ELEMENTARY	614	91,656	149.3	0	0	2	0	0	1	3	33.3	
 PINES MIDDLE	882	150,546	170.7	0	0	0	0	0	1	1	0.0	
 PINEWOOD ELEMENTARY	593	101,286	170.8	0	0	0	0	0	1	1	0.0	

Appendix (continued)													
Organization	Students	Messages	MPS	Delivery	f	tw	yt	rs	gb	Feeds	% Active	%	
 PIONEER MIDDLE	1,450	114,475	78.9	0	1	1	0	0	1	3	33.3		
 PIPER HIGH	2,327	391,548	168.3	0	0	1	0	0	1	2	50.0		
 PLANTATION ELEMENTARY	666	93,123	139.8	0	0	0	0	0	1	1	0.0		
 PLANTATION HIGH	2,109	288,675	136.9	0	0	1	0	0	1	2	0.0		
PLANTATION MIDDLE	712	244,529	343.4	0	0	0	0	0	1	1	0.0		
 PLANTATION PARK ELEMENTARY	575	153,264	266.5	0	1	1	0	0	1	3	33.3		
 POMPANO BEACH ELEMENTARY	503	89,134	177.2	0	0	1	0	0	1	3	0.0		
 POMPANO BEACH HIGH	1,187	133,053	112.1	0	0	0	0	0	1	1	0.0		
 POMPANO BEACH MIDDLE	1,090	164,362	150.8	0	0	1	0	0	1	2	0.0		
 QUIET WATERS ELEMENTARY	1,282	143,038	111.6	0	0	0	0	0	1	1	0.0		
 RAMBLEWOOD ELEMENTARY	897	40,642	45.3	0	0	0	0	0	1	1	0.0		
 RAMBLEWOOD MIDDLE	1,260	234,146	185.8	0	0	0	0	0	1	1	0.0		
 RICKARDS MIDDLE SCHOOL	885	166,559	188.2	0	0	0	0	0	1	1	0.0		
 RIVERGLADES ELEMENTARY	1,026	139,204	135.7	0	0	0	0	0	1	1	0.0		
 RIVERLAND ELEMENTARY	586	40,437	69.0	0	0	0	0	0	1	1	0.0		
 RIVERSIDE ELEMENTARY	720	122,815	170.6	0	0	1	0	0	1	2	0.0		
 ROCK ISLAND ELEMENTARY	598	111,398	186.3	0	0	0	0	0	1	1	0.0		
 ROYAL PALM STEM MUSEUM MAGNET	884	112,209	126.9	0	0	0	0	0	1	1	0.0		
 SANDERS PARK ELEMENTARY	516	75,715	146.7	0	0	0	0	0	1	1	0.0		
 SANDPIPER ELEMENTARY	576	148,996	258.7	0	0	0	0	0	1	1	0.0		
 SAWGRASS ELEMENTARY	1,116	219,415	196.6	0	0	0	0	0	1	1	0.0		
 SAWGRASS SPRINGS MIDDLE	1,259	260,250	206.7	0	0	1	0	0	1	2	0.0		
 SCHOOL BOARD	0	81,436	0	0	0	0	0	0	0	0	0.0		

Appendix (continued)												
Organization	Students	Messages	MPS	Delivery	f	t	y	s	g	Feeds	% Active	%
SCHOOL COUNSELING & BRACE ADVISEMENT	0	0	0	0	0	0	0	0	0	0	0.0	
 SEA CASTLE ELEMENTARY	884	281,273	318.2	0	1	0	0	0	1	2	0.0	
 SEAGULL SCHOOL	283	58,495	206.7	0	0	1	0	0	1	2	0.0	
 SEMINOLE MIDDLE	1,185	260,131	219.5	0	1	1	0	0	1	3	0.0	
 SHERIDAN HILLS ELEMENTARY	521	46,176	88.6	0	0	0	0	0	1	1	0.0	
 SHERIDAN PARK ELEMENTARY	708	79,246	111.9	0	1	0	0	0	1	2	50.0	
 SHERIDAN TECHNICAL HIGH SCHOOL	552	41,379	75.0	0	1	1	0	0	1	2	50.0	
 SILVER LAKES ELEMENTARY	461	153,189	332.3	0	0	0	0	0	1	1	0.0	
 SILVER LAKES MIDDLE	712	88,105	123.7	0	0	0	0	0	1	1	0.0	
 SILVER PALMS ELEMENTARY	651	140,484	215.8	0	0	1	0	0	1	2	0.0	
 SILVER RIDGE ELEMENTARY	1,110	213,981	192.8	0	1	1	0	0	1	3	66.7	
 SILVER SHORES ELEMENTARY	488	112,010	229.5	0	0	0	0	0	1	1	0.0	
 SILVER TRAIL MIDDLE	1,502	481,204	320.4	0	0	0	0	0	1	1	0.0	
Organization	Students	Messages	MPS	Delivery	f	t	y	s	g	Feeds	% Active	%
 SOUTH BROWARD HIGH	2,247	259,707	115.6	0	0	1	0	0	0	2	50.0	
 SOUTH PLANTATION HIGH	2,167	744,550	343.6	0	0	0	0	0	2	1	0.0	
 STIRLING ELEMENTARY	625	78,545	125.7	0	0	0	0	0	1	1	0.0	
 STONEMAN DOUGLAS HIGH	3,278	1,086,637	331.5	0	0	2	0	0	0	2	100.0	
 STRANAHAN HIGH	1,304	184,946	141.8	0	0	1	0	0	1	2	50.0	
 SUNLAND PARK ACADEMY	486	47,295	97.3	0	0	0	0	0	1	1	0.0	
 SUNRISE MIDDLE	1,256	179,975	143.3	0	0	0	0	0	1	1	0.0	
 SUNSET LAKES ELEMENTARY	944	29,365	31.1	0	0	0	0	0	1	1	0.0	
 SUNSHINE ELEMENTARY	624	54,545	87.4	0	0	0	0	0	1	1	0.0	
 TAMARAC ELEMENTARY	818	121,717	148.8	0	0	1	0	0	1	2	0.0	

Appendix (continued)													
Organization	Students	Messages	MPS	Delivery	f	t	y	r	g	Feeds	% Active	%	
 TARAVELLA, J.P. HIGH	3,085	868,683	281.6	0	1	2	0	0	1	4	25.0		
 TEDDER ELEMENTARY	638	57,391	90.0	0	0	0	0	0	1	1	0.0		
 TEQUESTA TRACE MIDDLE	1,595	165,321	103.6	0	0	1	0	0	1	2	0.0		
 THE QUEST CENTER	125	5,946	47.6	0	0	0	0	0	1	1	0.0		
 TRADEWINDS ELEMENTARY	1,331	90,283	67.8	0	0	0	0	0	1	1	0.0		
 TROPICAL ELEMENTARY	1,014	202,883	200.1	0	0	0	0	0	1	1	0.0		
 VILLAGE ELEMENTARY	745	32,332	43.4	0	0	0	0	0	1	1	0.0		
 WALKER ELEMENTARY	748	66,849	89.4	0	0	0	0	0	1	1	0.0		
 WATKINS ELEMENTARY	568	87,754	154.5	0	0	1	0	0	1	2	50.0		
 WELLEBY ELEMENTARY	828	62,234	75.2	0	0	0	0	0	1	1	0.0		
 WEST BROWARD HIGH	2,710	641,514	236.7	0	2	2	0	0	1	5	0.0		
 WEST HOLLYWOOD ELEMENTARY	571	64,939	113.7	0	0	0	0	0	1	1	0.0		
 WESTCHESTER ELEMENTARY	1,211	257,425	212.6	0	0	0	0	0	1	1	0.0		
 WESTERN HIGH	3,135	486,311	155.1	0	0	1	0	0	1	2	50.0		
 WESTGLADES MIDDLE	1,779	311,727	175.2	0	0	0	0	1	1	3	0.0		
 WESTPINE MIDDLE	932	108,945	116.9	0	0	0	0	0	1	1	0.0		
 WESTWOOD HEIGHTS ELEMENTARY	687	114,422	166.6	0	0	0	0	0	1	1	0.0		
 WHIDDON-ROGERS EDUCATION CENTER	914	196,490	215.0	0	1	1	0	0	1	3	0.0		
 WHISPERING PINES	248	7,323	29.5	0	0	0	0	0	1	1	0.0		
 WILTON MANORS ELEMENTARY	626	61,729	98.6	0	0	0	0	0	1	1	0.0		
 WINGATE OAKS CENTER	91	1,188	13.1	0	0	0	0	0	1	1	0.0		
 WINSTON PARK ELEMENTARY	1,209	144,600	119.6	0	0	0	0	0	1	1	0.0		
 YOUNG, VIRGINIA S. ELEMENTARY	675	100,658	149.1	0	1	1	0	0	1	3	33.3		

Appendix (continued)

Organization	Students	Messages	MPS	Delivery	f	tw	yt	rs	ca	Feeds	% Active	%
 YOUNG, WALTER C. MIDDLE	1,133	100,021	88.3	0	0	0	0	1	1	2	0.0	